



QT611

QUANTEC MULTI-PURPOSE PROGRAMMABLE DEVICE

The QT611 allows third-party switch assemblies and indicators to be interfaced to Quantec and has an option to comply with HTM-2015. Please refer to the help files embedded within the software supplied with our QT423 configurator for detailed programming and installation instructions. Note that the driver must be powered from the network before it can be programmed.

FIGURE 1 : Typical wiring scenario for the QT611 when used as a call point

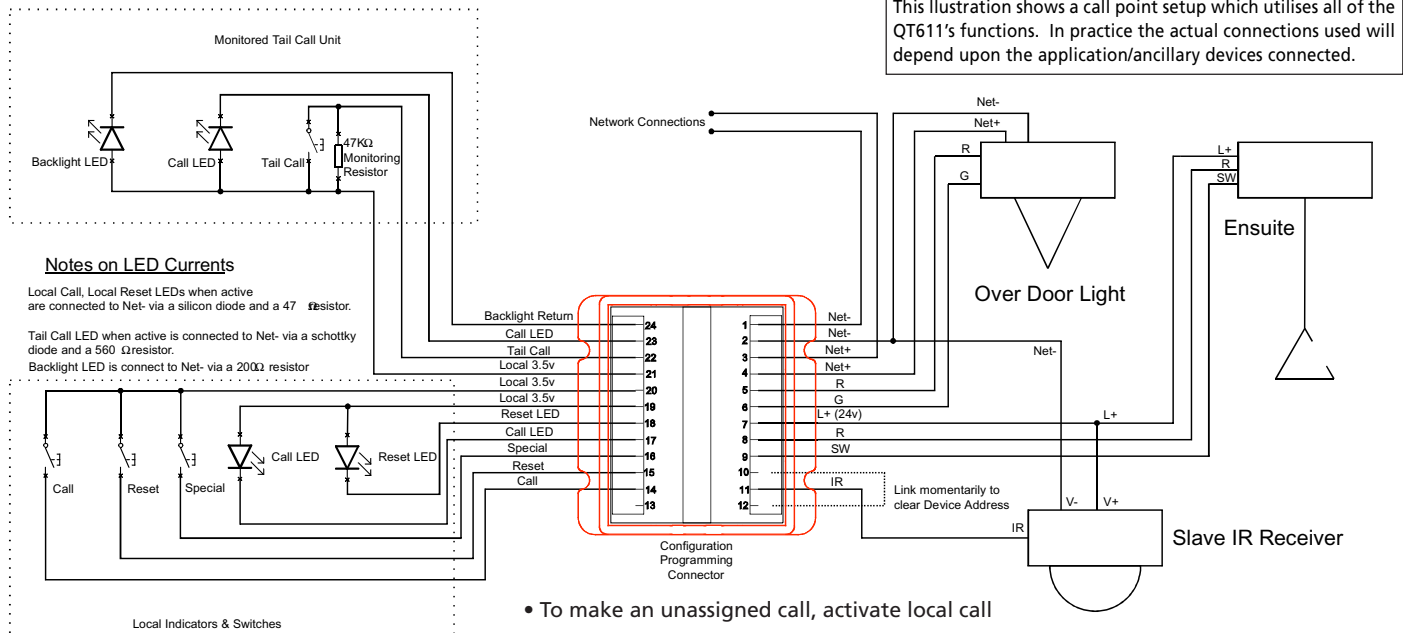
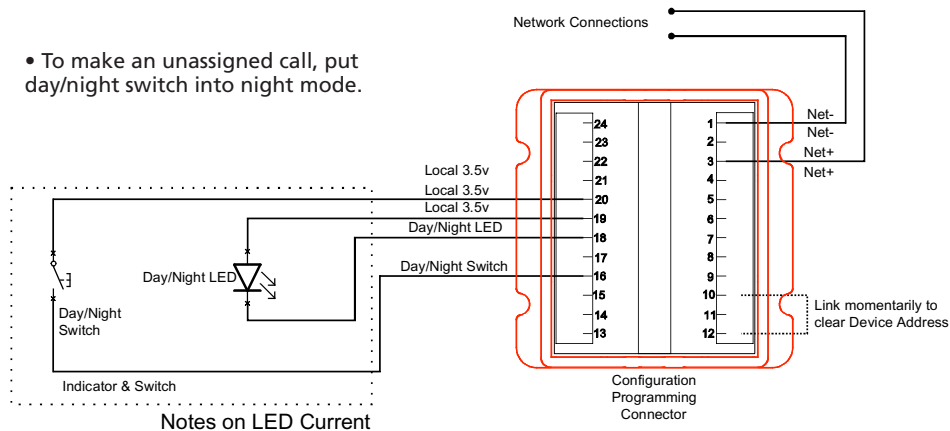
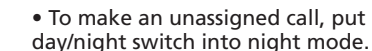


FIGURE 3 : Typical wiring scenario for the QT611 when used as a day/night switch.

When wired in this manner, the QT611 will be recognised by the Quantec system as a monitoring point.



Day/Night LED when active is connected to Net- via a silicon diode and a 47 Ω resistor.